







LICENSING	 602-771-2800	Financial Services	 felicensing@difi.az.gov
	 602-771-2800	Real Estate Appraisal	 realicensing@difi.az.gov
	 602-364-4457	Insurance Licensing	 insurancelicensing@difi.az.gov

This process guide provides information on creating an individual account on the DIFI portal to apply for an Appraiser or Property Tax Agent license.

1. Navigate to <https://azdifi.portalus.thentiacloud.net/webs/portal/#/> and click the button for the Application Portal



Welcome to Arizona Department of Insurance and Financial Institutions

Applying for a new Individual license?

Please use the following portal to create an application and submit the application's supporting documents.

[Application Portal](#)

Are you an Individual Licensee?

If you have been issued a license number please use the following portal. If you are applying for a new license type please use the Application Portal

[Licensee Portal](#)







2. **If you have logged into our previous portal in the past, please skip to step #3.** If not, follow the steps below.
 - a. Create your new account by clicking the 'Apply Now' link.



Applicant Portal

[Sign In](#)
[Forgot Password](#)

New user? [Apply Now](#)

LICENSING	 602-771-2800	Financial Services	 felicensing@difi.az.gov
	 602-771-2800	Real Estate Appraisal	 realicensing@difi.az.gov
	 602-364-4457	Insurance Licensing	 insurancelicensing@difi.az.gov

- b. Enter your email address in the 2 fields shown and select submit. You will receive an email with a temporary password. Follow the instructions to complete the account setup.
 - c. **Once you have created the new account skip to step #4.**
3. If you have logged into our previous portal, your old password will no longer work and you will be required to create a new password.
 - a. Reset your password by selecting the 'Forgot Password' button.
 - b. Enter in your email address and select 'Reset Password'
 - c. You will receive an email with a temporary password. Follow the instructions from there to create the new portal account.
 - d. If you no longer have access to the email address on file with DIFI, please forward a request to REALicensing@difi.az.gov to update your email address on file. Include your full name, license number, and a statement with your email address on file and the new email address you wish to use.
4. Click on the 'Start New Application' button to select the license type you would like to apply for.